

DS-1201

9/8th Generation Intel® Core™ Series Processors, High Performance, Expandable and Modular Rugged Embedded Computer with 1x PCI/PCIe Expansion Slot



Overview

 [CONTACT](#)

DS-1201 is a high performance fanless embedded computer, powered by 9/8th Generation Intel® Core™ processor (Coffee Lake) with up to 8 cores and 64GB DDR4 memory capacity for unprecedented performance to fulfill all kinds of high-end computing requirements. The system also incorporates rich I/O, such as 2x Intel® GbE ports, 2x USB 3.1 (Gen2), 4x USB 3.0, 1x DVI-I, 2x DisplayPort, and 1x M.2 Key M 2280 socket for ultra-fast data transfer speed. Based on Cincoze' innovative CMI & CFM Technology, it allows users to expand I/O and functionalities through ready-to-use modules, such as GbE/PoE ports, serial ports, optical isolated digital I/O and power ignition function. Furthermore, DS-1201 is available with one PCI(e) expansion slot to accommodate versatile add-on cards. Designed to operate under harsh conditions, DS-1201 has passed rigorous testing like EN50121-3-2 and EN60950-1 to fulfill industrial applications such as rolling stock. Besides, DS-1201 features with wide operating temperature (-40°C to 70°C), wide range DC power input (from 9V to 48V), high tolerance of shock/vibration (5G/50G), and industrial-grade protections (OVP, OCP, ESD Surge, ...etc).

Key Features

- Supports 9/8th Generation Intel® Core™ / Pentium® / Celeron® Octa Cores 35W/65W LGA 1151 Processors
- 2x DDR4 SO-DIMM Socket, Supports Up to 2666MHz, 64GB
- Triple Independent Displays: 1x DVI-I and 2x DP (4K Resolution)
- 1x M.2 2280 M Key Socket, Auto-detection for PCIe4 NVMe SSD or SATA Gen3 SSD
- 2x Front Accessible SIM Card Slots for Signal Redundancy
- 1x PCI/PCIe Slot for Add-on Cards (Maximum Length: 235 mm)
- 4x CMI Slots for Modular I/O Expansions
- 1x CFM Slot for Power Ignition Sensing Function
- Wide Operating Temperature (-40°C to 70°C)
- EN50121-3-2 Certified / LVD EN62368-1

Certifications



High Performance

The new 9/8th Generation Intel® Core™ processor (Coffee Lake) offers for the first time up to 8 cores, 16 threads and 1.4 times computing performance improvement comparing to the previous generation (Kaby Lake).



Fully Modular and Expandable

Featuring Mini-PCIe slots, CMI (Combined Multiple I/O), CFM (Control Function Module), and versatile ready-to-use modules, DS-1200 provides great flexibility to configure the system according to your need.

Wide Temperature

DS-1200 is designed for continuous operation in wide temperature range from -40°C to 70°C. In addition, it also features with anti-shock/vibration and ESD/surge protection for tough industrial environments.



Specifications

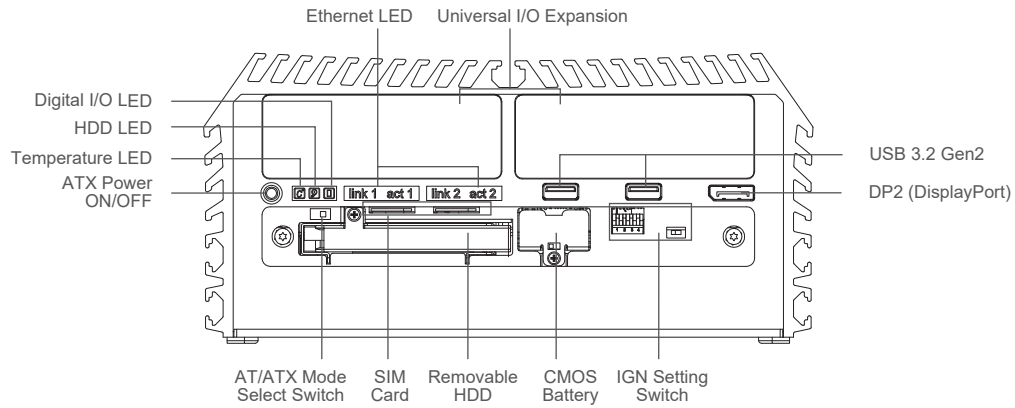
Model Name	DS-1201
System	
Processor	<ul style="list-style-type: none"> 9th Generation Intel® Coffee Lake-R S Series CPU: <ul style="list-style-type: none"> - Intel® Core™ i7-9700E 8 Cores Up to 4.4 GHz, TDP 65W - Intel® Core™ i5-9500E 6 Cores Up to 4.2 GHz, TDP 65W - Intel® Core™ i3-9100E 4 Cores Up to 3.7 GHz, TDP 65W - Intel® Core™ i7-9700TE 8 Cores Up to 3.8 GHz, TDP 35W - Intel® Core™ i5-9500TE 6 Cores Up to 3.6 GHz, TDP 35W - Intel® Core™ i3-9100TE 4 Cores Up to 3.2 GHz, TDP 35W 8th Generation Intel® Coffee Lake S Series CPU: <ul style="list-style-type: none"> - Intel® Core™ i7-8700 6 Cores Up to 4.6 GHz - 12M Cache, TDP 65W - Intel® Core™ i5-8500 6 Cores Up to 4.1 GHz - 9M Cache, TDP 65W - Intel® Core™ i3-8100 4 Cores 3.6 GHz - 6M Cache, TDP 65W - Intel® Core™ i7-8700T 6 Cores Up to 4.0 GHz - 12M Cache, TDP 35W - Intel® Core™ i5-8500T 6 Cores Up to 3.5 GHz - 9M Cache, TDP 35W - Intel® Core™ i3-8100T 4 Cores 3.1 GHz - 6M Cache, TDP 35W - Intel® Pentium® G5400 2 Cores 3.7 GHz - 4M Cache, TDP 58W - Intel® Pentium® G5400T 2 Cores 3.1 GHz - 4M Cache, TDP 35W - Intel® Celeron® G4900 2 Cores 3.1 GHz - 2M Cache, TDP 54W - Intel® Celeron® G4900T 2 Cores 2.9 GHz - 2M Cache, TDP 35W
Chipset	<ul style="list-style-type: none"> Intel® Q370
BIOS	<ul style="list-style-type: none"> AMI 32MB SPI BIOS
Memory	<ul style="list-style-type: none"> 2x DDR4 2400/2666 MHz SO-DIMM Sockets Supports Un-buffered and Non-ECC Type Up to 64 GB
Graphics	
Graphics Engine	<ul style="list-style-type: none"> Integrated Intel® UHD Graphics 630: Core™ i7/i5/i3 Integrated Intel® UHD Graphics 610: Pentium® /Celeron® Supports Triple Independent Display (1x DVI-I, 2x DisplayPort)
Audio	
Audio Codec	<ul style="list-style-type: none"> Realtek® ALC888 High Definition Audio
I/O	
Connector	<ul style="list-style-type: none"> 1x DVI-I (DVI-D: 1920 x 1200 @60Hz / VGA: 1920 x 1080 @60Hz)
DisplayPort	<ul style="list-style-type: none"> 2x DisplayPort Connector (4096 x 2304 @ 60Hz, According to CPU Specifications) * Verified maximum resolution: 3840x2160.
LAN	<ul style="list-style-type: none"> 2x GbE LAN (Supports WoL, Teaming, Jumbo Frame & PXE), RJ45 <ul style="list-style-type: none"> - GbE1: Intel® I210 - GbE2: Intel® I219-LM
Flow Control	<ul style="list-style-type: none"> 2x RS-232/422/485 with Auto Flow Control (Supports 5V/12V), DB9
USB	<ul style="list-style-type: none"> 2x USB 3.2 Gen2 (TypeA) 4x USB 3.2 Gen1 (TypeA) 2x USB 2.0 (Type A)
mini-DIN	<ul style="list-style-type: none"> 1x PS/2, 6-pin mini-DIN Female Connector
Mic-in	<ul style="list-style-type: none"> 1x Line-out & 1x Mic-in, Phone Jack 3.5mm
Power On/Off Switch Button	<ul style="list-style-type: none"> 1x ATX Power On/Off Switch
Mode Switch	<ul style="list-style-type: none"> 1x AT/ATX Mode Switch
CMOS Switch	<ul style="list-style-type: none"> 1x Clear CMOS Switch
Remote Power On/Off Connector	<ul style="list-style-type: none"> 1x Remote Power On/Off Connector, 2-Pin Terminal Block

Terminal Block	<ul style="list-style-type: none"> • 1x Remote Reset Connector, 2-pin Terminal Block • 1x External Fan Connector, 4-Pin Terminal Block (Supports smart fan function)
Storage	
SSD / HDD	<ul style="list-style-type: none"> • 2x 2.5" SATA HDD/SSD bay (Gen3), 1x Internal, 1x Front Accessable Supports RAID 0/1
mSATA	<ul style="list-style-type: none"> • 3x mSATA (shared by Mini-PCIe socket) (Gen3), BIOS Selectable
M.2	<ul style="list-style-type: none"> • 1x M.2 Key M 2280 Socket, Supports PCIe x4 NVMe SSD or SATA SSD (Gen3)
Expansion	
Mini PCIe	<ul style="list-style-type: none"> • 3x Full-size Mini-PCIe Socket
SIM Socket	<ul style="list-style-type: none"> • 2x SIM Socket
CFM (Control Function Module) Interface	<ul style="list-style-type: none"> • 1x CFM (Control Function Module) Interface
CMI (Combined Multiple I/O) Interface	<ul style="list-style-type: none"> • 2x CMI (Combined Multiple I/O) High Speed Interface • 2x CMI (Combined Multiple I/O) Low Speed Interface
Antenna	<ul style="list-style-type: none"> • 2x Antenna Hole
PCI/PCIe Expansion	<ul style="list-style-type: none"> • 1x PCI/PCIe Expansion slot (with Optional Riser Card) * Supports maximum dimensions of add-on card (H x L) : 111 x 235 mm
Other Function	
Instant Reboot	<ul style="list-style-type: none"> • Support Instant Reboot Technology (0.2 sec)
CMOS	<ul style="list-style-type: none"> • SuperCap Integrated for CMOS Battery Maintenance-free Operation
WatchDog Timer	<ul style="list-style-type: none"> • Software Programmable Supports 256 Levels System Reset
Power Requirement	
Power Type	<ul style="list-style-type: none"> • AT / ATX
Power Supply Voltage	<ul style="list-style-type: none"> • 9~48VDC
Terminal	<ul style="list-style-type: none"> • 1x 3-Pin Terminal Block
Power Adapter	<ul style="list-style-type: none"> • Power Adapter AC/DC 24V/5A 120W or 24V/9.2A 220W (Optional)
Physical	
Dimension (W x D x H)	<ul style="list-style-type: none"> • 227 x 261 x 108 mm
Weight	<ul style="list-style-type: none"> • 4.92 kg
Construction	<ul style="list-style-type: none"> • Extruded Aluminum with Heavy Duty Metal
Mounting	<ul style="list-style-type: none"> • Wall Mounting
Physical Design	<ul style="list-style-type: none"> • Unibody Design • Fanless Design • Jumper-less Design
Protection	
Reverse Power Input Protection	<ul style="list-style-type: none"> • Yes
Over Voltage Protection	<ul style="list-style-type: none"> • Protection Range: 51~58V • Protection Type: shut down operating voltage, re-power on at the preset level to recover
Over Current Protection	<ul style="list-style-type: none"> • 15A
Operating System	
Windows	<ul style="list-style-type: none"> • Windows® 10
Linux	<ul style="list-style-type: none"> • Supports by project

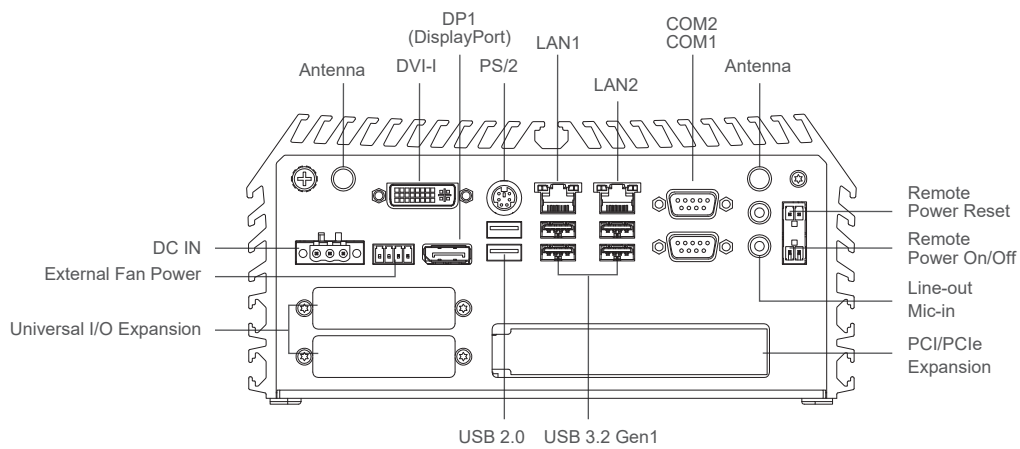
Environment	
Operating Temperature	<ul style="list-style-type: none"> • 35W TDP Processor: -40°C to 70°C • 51~65W TDP Processor: -40°C to 45°C * PassMark BurnInTest: 100% CPU, 2D/3D Graphics (without thermal throttling) * With extended temperature peripherals; Ambient with air flow * According to IEC60068-2-1, IEC60068-2-2, IEC60068-2-14
Storage Temperature	<ul style="list-style-type: none"> • -40°C to 85°C
Relative Humidity	<ul style="list-style-type: none"> • 95%RH @ 70°C (non-Condensing)
Shock	<ul style="list-style-type: none"> • Operating, 50 Grms, Half-sine 11 ms Duration * w/ SSD, according to IEC60068-2-27
Vibration	<ul style="list-style-type: none"> • Operating, 5 Grms, 5-500 Hz, 3 Axes * w/ SSD, according to IEC60068-2-64
MTBF	<ul style="list-style-type: none"> • 396,565 Hours
EMC	<ul style="list-style-type: none"> • CE, UKCA, FCC, ICES-003 Class A • EN 50155 (EN 50121-3-2 Only)
EMI	<ul style="list-style-type: none"> • CISPR 32 Conducted & Radiated: Class A • EN/BS EN 50121-3-2 Conducted & Radiated: Class A • EN/BS EN IEC 61000-3-2 Harmonic current emissions: Class A • EN/BS EN61000-3-3 Voltage fluctuations & flicker • FCC 47 CFR Part 15B, ICES-003 Conducted & Radiated: Class A
EMS	<ul style="list-style-type: none"> • EN/IEC 61000-4-2 ESD: Contact: 6 kV; Air: 8 kV • EN/IEC 61000-4-3 RS: 80 MHz to 1000 MHz: 20 V/m • EN/IEC 61000-4-4 EFT: AC Power: 2 kV; Signal: 2 kV • EN/IEC 61000-4-5 Surges: AC Power: 2 kV • EN/IEC 61000-4-6 CS: 10V • EN/IEC 61000-4-8 PFMF: 50 Hz, 1A/m • EN/IEC 61000-4-11 Voltage Dips & Voltage Interruptions: 0.5 cycles at 50 Hz
Safety	<ul style="list-style-type: none"> • Safety: LVD IEC/EN 62368-1

External Layout

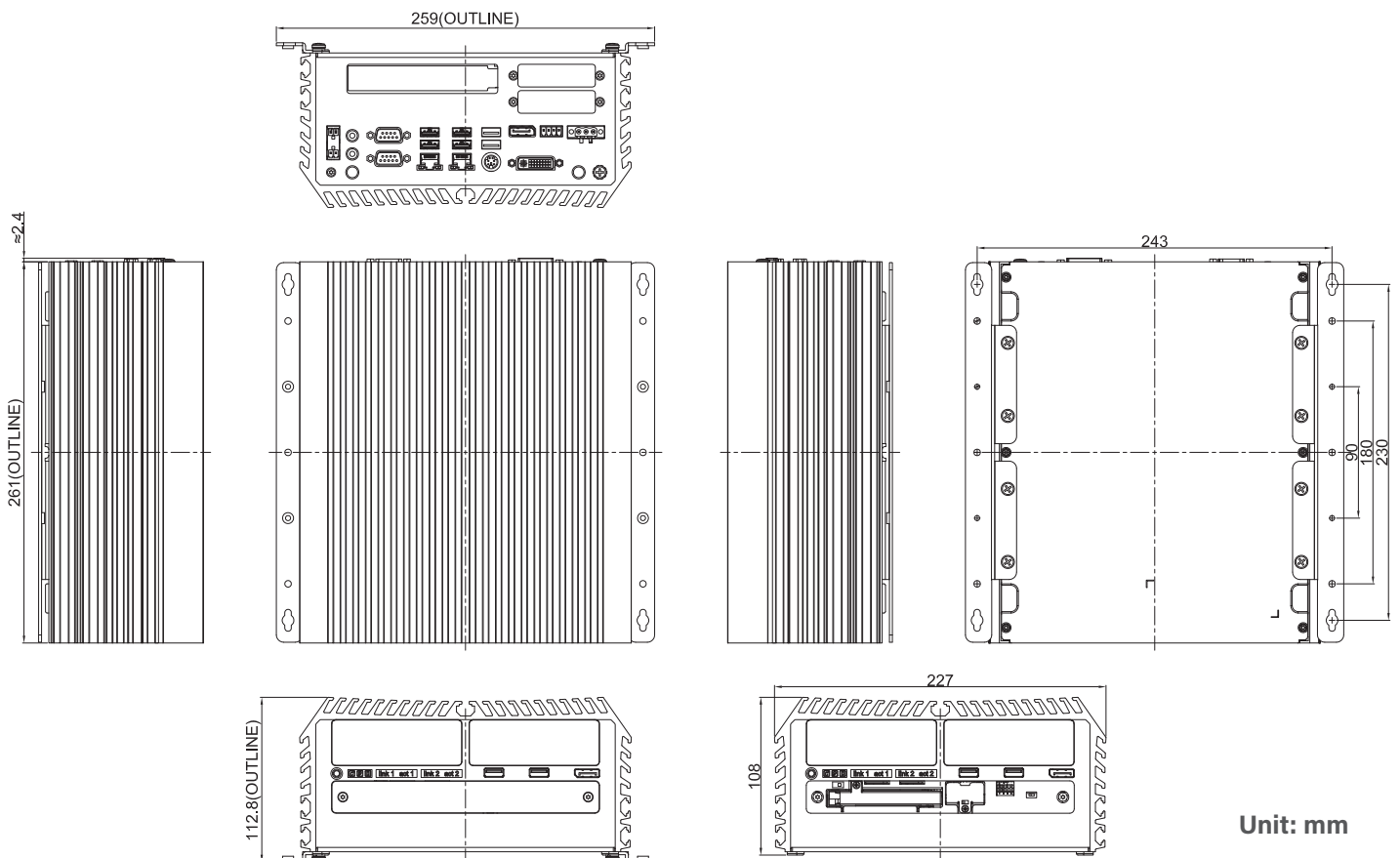
Front I/O



Rear I/O



Dimensions



Unit: mm

Ordering Information

Available Models

Model No.	Description
DS-1201-R10	9/8th Generation Intel® Core™ Series Processors, High Performance, Expandable and Modular Rugged Embedded Computer with 1x PCI/PCIe Expansion Slot

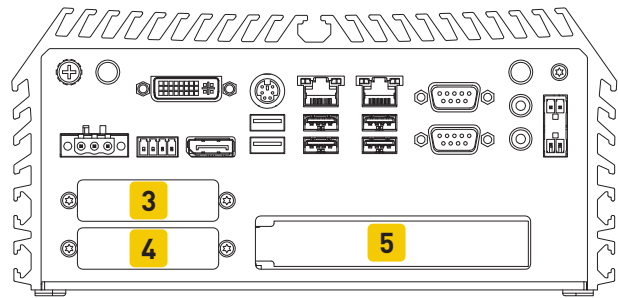
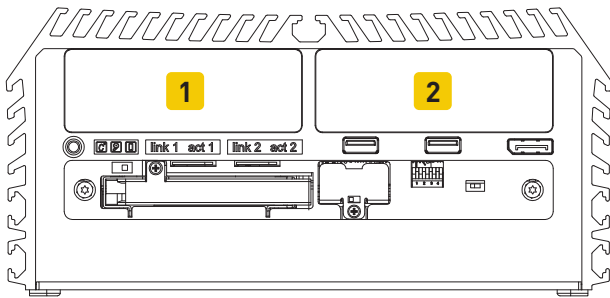
Package Checklist

• DS-1201 Embedded System x 1	• Power Terminal Block Connector x 1
• Heat Sink Pack x 1	• Remote Power On/Off Terminal Block Connector x 1
• Screw Pack x 1	• Remote Power Reset Terminal Block Connector x 1
• Wall Mount Kit x1	• Fan Terminal Block Connector x 1
• DVI-I to VGA Adaptor	

Optional Modules and Accessories

Model No.	Description
CFM-PoE03	CFM Module with PoE Function, Individual Port 25.5W
CFM-IGN101	CFM Module with Power Ignition Sensing Function, 12V/24V Selectable
CMI-LAN01-R12/UB1012	CMI Module with 4x Intel I210 GbE LAN, RJ45 Port / 1x Universal Bracket with 4x RJ45 Cutout
CMI-M12LAN01-R12/UB1010	CMI Module with M12 Connector, 4x Intel GbE LAN / 1x Universal Bracket with 4x M12 Cutout
CMI-XM12LAN01-R10/UB1030-R10	CMI Module with M12 X-Coded Connector, 4x Intel I210 GbE LAN Ports / Universal Bracket with 4x M12 X-Coded Cutout
CMI-DIO02/UB1018	CMI Module with 16DIO (8in 8out) / 1x Universal Bracket with DIO Cutout
CMI-COM02/UB1004	CMI Module with 4x RS232/422/485 Ports (Support 5V/12V) / 1x Universal Bracket with 4x DB9 Cutout
CMI-ICOM01/UB1004	CMI Module with 4x Isolated RS232 Ports / 1x Universal Bracket with 4x DB9 Cutout
MEC-COM-M212-DB9/UB0303	Mini-PCIe Module with 2x RS-232 Ports, 1x Standard DB9 Cable / 2x Universal Bracket each with 1x DB9 Cutout
MEC-USB-M102-30/UB0314	Mini-PCIe Module with 2x USB 3.2 Gen1 Ports, 1x30 cm cable, 1x Universal Bracket with 2x USB Cutout
MEC-LAN-M102-30/UB0311	Mini-PCIe Module with 2x LAN Ports, 2x 30cm cable / 1x Universal Bracket with 2x RJ45 Cutout
FAN-EX101	External Fan with 4pin Terminal Block Plug, Mounting Bracket, Support smart fan
PAH01	Power Adapter Holder for GST120A24
PAH02	Power Adapter Holder for GST220A24
GST120A24-CIN	Adapter AC/DC 24V 5A 120W, with 3pin Terminal Block Plug 5.0mm Pitch, with TUBES, level VI
GST220A24-CIN	Adapter AC/DC 24V 9.2A 220W with 3pin Terminal Block Plug 5.0mm Pitch, with TUBES, level VI
RC-E16-01	Riser Card with 1x PCIe16 Slot
RC-PI-01	Riser Card with 1x PCI Slot

Optional Module Configuration



Model No.	Description	1	2	3	4	5
CMI-LAN01-R12/UB1012	CMI Module with 4x Intel I210 GbE LAN, RJ45 Port / 1x Universal Bracket with 4x RJ45 Cutout	V	V	-	-	-
CMI-M12LAN01-R12/UB1010	CMI Module with M12 Connector, 4x Intel GbE LAN / 1x Universal Bracket with 4x M12 Cutout	V	V	-	-	-
CMI-XM12LAN01-R10/UB1030-R10	CMI Module with M12 X-Coded Connector, 4x Intel I210 GbE LAN Ports / Universal Bracket with 4x M12 X-Coded Cutout	V	V	-	-	-
CMI-LAN01-R12/UB1012/CFM-PoE03	CMI Module with 4x Intel I210 GbE LAN, RJ45 Port / 1x Universal Bracket with 4x RJ45 Cutout / CFM Module with PoE Function, Individual Port 25.5W	V	V	-	-	-
CMI-M12LAN01-R12/UB1010/CFM-PoE03	CMI Module with M12 Connector, 4x Intel GbE LAN / 1x Universal Bracket with 4x M12 Cutout / CFM Module with PoE Function, Individual Port 25.5W	V	V	-	-	-
CMI-DIO02/UB1018	CMI Module with 16DIO (8in 8out) / 1x Universal Bracket with DIO Cutout	V	V	-	-	-
CMI-COM02/UB1004*	CMI Module with 4x RS232/422/485 Ports (Support 5V/12V) / 1x Universal Bracket with 4x DB9 Cutout	V	V	-	-	-
CMI-ICOM01/UB1004*	CMI Module with 4x Isolated RS232 Ports / 1x Universal Bracket with 4x DB9 Cutout	V	V	-	-	-
MEC-COM-M212-DB9/UB0303	Mini-PCle Module with 2x RS-232 Ports, 1x Standard DB9 Cable / 2x Universal Bracket each with 1x DB9 Cutout	-	-	V	V	V
MEC-USB-M102-30 /UB0314	Mini-PCle Module with 2x USB 3.2 Gen1 Ports, 1x30 cm cable, 1x Universal Bracket with 2x USB Cutout	-	-	V	V	V
MEC-LAN-M102-30/UB0311	Mini-PCle Module with 2x LAN Ports, 2x 30cm cable / 1x Universal Bracket with 2x RJ45 Cutout	-	-	-	V	V
RC-E16-01	Riser Card with 1x PCIe16 Slot	-	-	-	-	-
RC-PI-01	Riser Card with 1x PCI Slot	-	-	-	-	-

*Maximum one CMI-COM02 or CMI-ICOM01 module can be installed in this system.

V : Compatible