

CV-110H/P1301 Series

10.4" TFT-LCD XGA 4:3 Panel PC with Intel® Processor N97 / Atom® x7425E Quad Core Slim Embedded Computer & Resistive 5-wire / P-Cap. Touch



POWER EFFICIENT INDUSTRIAL PANEL PC | CV-100/P1000 Series |

Overview

[CONTACT](#)

The CV-100/P1301 series is a modular industrial panel PC with an Intel® Alder Lake-N processor, a comprehensive selection of screen sizes, and flexible expansion. It includes a rich set of native I/O interfaces (2.5 GbE LAN, USB 3.2 Gen 2x1, COM, and DIO), has M.2 Key B Type 3052 and M.2 Key E Type 2230 expansion slots, and supports the exclusive CFM expansion module to add PoE and IGN functions. Cincoze's exclusive CDS patented technology provides flexibility for future computer performance upgrades or display replacements. The rugged CV-100/P1301 series can meet the diverse applications of equipment machine HMI and production process visualization.

Key Features

- 10.4" TFT-LCD XGA with Resistive 5-wire / Projected Capacitive Touch
- Onboard Intel® Alder Lake-N Processor N97 and Atom® x7425E Processor
- 1x DDR5 SO-DIMM Socket, Supports up to 4800MHz & 16GB Memory
- 1x M.2 Key E Type 2230 Socket for Wireless/Intel CNVi Module Expansion
- 1x M.2 Key B Type 3042/3052 Socket for 5G/Storage/Add-on Card Expansion
- Front Panel IP65 Compliant
- Designed with Rugged Aluminum Die-casting Front Bezel
- Supports Panel / VESA / Rack Mount
- Supports Cincoze Patent CDS Technology (Patent No. M482908)

AI & Multitasking Performance

The CV-100/P1301 series is equipped with an Intel Alder Lake-N quad-core processor based on the Intel® 7 process. Compared with the previous generation Elkhart Lake platform, the CPU single-thread performance is improved by up to 130%, and the multi-thread performance is improved by 109%. The built-in UHD graphics chip improves AI inference, with 6.85 times the object recognition performance.

CPU Single-Thread Performance Up to **1.30X** Improvement



CPU Multi-Thread Performance Up to **1.09X** Improvement



Convenient Upgrades & Repairs

Cincoze Convertible Display System (CDS) patented technology makes field-side maintenance and future upgrades easier. Replacing a display or improving system performance only requires replacing a single module, which significantly cuts upgrade costs.

Patent No. M482908

Complete Product Portfolio

The CV-100/P1301 series has a diverse product portfolio, ranging from screen size (8.4 to 24 inches), display ratio (4:3, 5:4, and 16:9) to touch methods (multi-point P-Cap and single-point resistive), which can be selected based on application requirements.



Wide Temps, Safe & More Reliable

To face harsh and rugged usage environments, the CV-100/P1301 series has a series of industrial-grade protections, including a wide operating temperature range (-20°C to 70°C), a wide range DC power input (9 to 48VDC), and a dustproof/water resistant IP65 front panel, which is beneficial for applications such as field-side HMI or production process visualization.



CV-110H Series Specifications

| Model Name | CV-110HR | CV-110HC |
|---------------------------------|---|---|
| Display | | |
| LCD Size | • 10.4" (4:3) | |
| Max. Resolution | • 1024 x 768 | |
| Brightness (cd/m ²) | • 400 | |
| Contrast Ratio | • 1400 : 1 | |
| LCD Color | • 16.2M | |
| Pixel Pitch (mm) | • 0.2055 (H) x 0.2055 (V) | |
| Viewing Angle (H-V) | • 178 / 178 | |
| Backlight MTBF | • 50,000 hrs (LED Backlight) | |
| Touch Screen | | |
| Touch Type | • Resistive 5-wire | • Projected Capacitive |
| Physical | | |
| Dimension (W x D x H) | • 295 x 227.3 x 56.2 mm | |
| Weight Information | • 2.24 kg | |
| Mechanical Construction | • Die-Casting Flat Surface | |
| Environment | | |
| Front Panel Protection | • IP 65 Compliant | |
| Operating Temperature | • Ambient with Air flow: -20°C to 75°C (with Industrial Grade Peripherals) | • Ambient with Air Flow: -20°C to 80°C (with Industrial Grade peripherals) |
| Storage Temperature | • -30°C to 80°C | |
| Relative Humidity | • 90% RH @ 40°C (Non-condensing) | |
| EMC | • CE, UKCA, FCC, ICES-003 Class A | |
| EMI | <ul style="list-style-type: none"> • CISPR 32 Conducted & Radiated: Class A • EN/BS EN 55032 Conducted & Radiated: Class A • EN/BS EN IEC 61000-3-2 Harmonic current emissions: Class A • EN/BS EN61000-3-3 Voltage fluctuations & flicker • FCC 47 CFR Part 15B, ICES-003 Conducted & Radiated: Class A | |
| EMS | <ul style="list-style-type: none"> • EN/IEC 61000-4-2 ESD: Contact: 4 kV; Air: 8 kV • EN/IEC 61000-4-3 RS: 80 MHz to 1000 MHz: 3 V/m • EN/IEC 61000-4-4 EFT: AC Power: 1 kV; DC Power: 0.5 kV; Signal: 0.5 kV • EN/IEC 61000-4-5 Surges: AC Power: 2 kV; Signal: 1 kV • EN/IEC 61000-4-6 CS: 3V • EN/IEC 61000-4-8 PFMF: 50 Hz, 1A/m • EN/IEC 61000-4-11 Voltage Dips & Voltage Interruptions: 0.5 cycles at 50 Hz | |
| Safety | • UL, cUL, CB, IEC, EN 62368-1 | |

P1301 Specifications

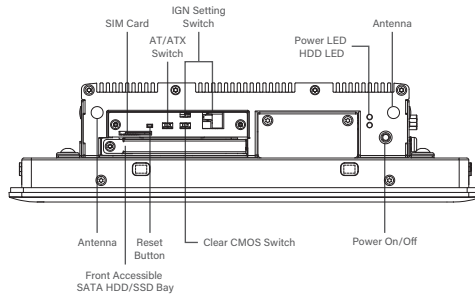
| Model Name | P1301 |
|---|---|
| System | |
| Processor | <ul style="list-style-type: none"> Onboard Intel® Alder Lake-N Series Processor: <ul style="list-style-type: none"> Intel® Processor N97 4 Cores Up to 3.60 GHz, TDP 12W Intel Atom® x7425E 4 Cores Up to 3.40 GHz, TDP 12W |
| Memory | <ul style="list-style-type: none"> 1x DDR5 4800MHz SO-DIMM Socket Supports Un-buffered and Non-ECC Type, Up to 16GB |
| BIOS | <ul style="list-style-type: none"> AMI BIOS |
| Graphics | |
| Graphics Engine | <ul style="list-style-type: none"> Integrated Intel® UHD Graphics |
| Maximum Display Output | <ul style="list-style-type: none"> Supports Triple Independent Display |
| CDS | <ul style="list-style-type: none"> 1x CDS Connector (1920 x 1080 @60Hz) |
| DP | <ul style="list-style-type: none"> 1x DisplayPort Connector (4096 x 2304 @60Hz) * Verified maximum resolution: 3840 x 2160 @ 60Hz |
| VGA | <ul style="list-style-type: none"> 1x VGA Connector (1920 x 1200 @60Hz) |
| Audio | |
| Audio Codec | Realtek® ALC888, High Definition Audio |
| Line-out | <ul style="list-style-type: none"> 1x Line-out, Phone Jack 3.5mm |
| Mic-in | <ul style="list-style-type: none"> 1x Mic-in, Phone Jack 3.5mm |
| I/O | |
| LAN | <ul style="list-style-type: none"> 2x 2.5GbE LAN, RJ45 - GbE1 / GbE2: Intel® I225 |
| COM | <ul style="list-style-type: none"> 2x RS-232/422/485 with Auto Flow Control Support 5V/12V, DB9 |
| USB | <ul style="list-style-type: none"> 3 x USB 3.2 Gen2x1 (10Gbps), Type A 1 x USB 2.0 (480Mbps), Type A |
| DIO | <ul style="list-style-type: none"> 8x Isolated Digital I/O (4in/4out), 10-Pin Terminal Block |
| Storage | |
| SSD/HDD | <ul style="list-style-type: none"> 1x 2.5" Front Accessible SATA HDD/SSD Bay |
| M.2 SSD | <ul style="list-style-type: none"> 1 x M.2 SSD Shared by M.2 Key B Socket |
| Expansion | |
| M.2 Key B Socket | <ul style="list-style-type: none"> 1x M.2 Key B Type 3042/3052 Socket for 5G/Storage/Add-on Card Expansion |
| M.2 Key E Socket | <ul style="list-style-type: none"> 1x M.2 Key E Type 2230 Socket for Wireless/Intel CNVi Module Expansion |
| SIM Socket | <ul style="list-style-type: none"> 1x Front Accessible SIM Socket |
| CFM (Control Function Module) Interface | <ul style="list-style-type: none"> 1x CFM Interface for optional IGN Module Expansion 1x CFM Interface for optional PoE Module Expansion |
| Other Function | |
| Clear CMOS Switch | <ul style="list-style-type: none"> 1x Clear CMOS Switch |
| Reset Button | <ul style="list-style-type: none"> 1x Reset Button |
| Instant Reboot | <ul style="list-style-type: none"> Support 0.2sec Instant Reboot Technology |
| Watchdog Timer | <ul style="list-style-type: none"> Software Programmable Supports 256 Levels System Reset |

| | |
|-------------------------------------|---|
| OSD Button | <ul style="list-style-type: none"> • LCD On/Off, Brightness Up, Brightness Down |
| Internal Speaker | <ul style="list-style-type: none"> • AMP 2W + 2W |
| Status LED Indicator | <ul style="list-style-type: none"> • Power LED, HDD LED |
| Power | |
| Power Button | <ul style="list-style-type: none"> • 1x ATX Power On/Off Button |
| Power Mode Switch | <ul style="list-style-type: none"> • 1x AT/ATX Mode Switch |
| Power Input | <ul style="list-style-type: none"> • 9 - 48VDC, 3-pin Terminal Block |
| Remote Power On/Off | <ul style="list-style-type: none"> • 1x Remote Power On/Off, 2-pin Terminal Block |
| Remote Power LED | <ul style="list-style-type: none"> • 1x Remote Power LED, 2-pin Terminal Block |
| Operating System | |
| Microsoft® Windows® | <ul style="list-style-type: none"> • Windows®11, Windows®10 |
| Linux | <ul style="list-style-type: none"> • Ubuntu 22.04 |
| Physical | |
| Dimension (W x D x H) | <ul style="list-style-type: none"> • 204.5 x 149 x 46.5mm |
| Weight | <ul style="list-style-type: none"> • 1.57 kg |
| Mechanical Construction | <ul style="list-style-type: none"> • Extruded Aluminum with Heavy Duty Metal |
| Mounting | <ul style="list-style-type: none"> • Wall / VESA / CDS / DIN Rail |
| Physical Design | <ul style="list-style-type: none"> • Fanless Design • Jumper-less Design |
| Reliability & Protection | |
| Reverse Power Input | <ul style="list-style-type: none"> • Yes |
| Over Voltage Protection | <ul style="list-style-type: none"> • Protection Range: 51~58V • Protection Type: shut down operating voltage, re-power on at the preset level to recover |
| Over Current Protection | <ul style="list-style-type: none"> • 15A |
| CMOS Battery Backup | <ul style="list-style-type: none"> • SuperCap Integrated for CMOS Battery Maintenance-free Operation |
| MTBF | <ul style="list-style-type: none"> • 306,338 Hours - Database: Telcordia SR-332 Issue3, Method 1, Case 3 |
| Environment | |
| Operating Temperature | <ul style="list-style-type: none"> • -40°C to 70°C * PassMark Burn-In Test: 100% CPU, 2D/3D Graphics (without thermal throttling) * With extended temperature peripherals; Ambient with air flow * According to IEC60068-2-1, IEC60068-2-2, IEC60068-2-14 |
| Storage Temperature | <ul style="list-style-type: none"> • -40°C to 70°C |
| Relative Humidity | <ul style="list-style-type: none"> • 95%RH @ 70°C (non-Condensing) |
| Shock | <ul style="list-style-type: none"> • Operating, 50 Grms, Half-sine 11 ms Duration (w/ SSD, according to IEC60068-2-27) |
| Vibration | <ul style="list-style-type: none"> • Operating, 1 Grms, 10-500 Hz, 3 Axes (w/ SSD, according to IEC60068-2-6) • Operating, 5 Grms, 5-500 Hz, 3 Axes (w/ SSD, according to IEC60068-2-64) |
| EMC | <ul style="list-style-type: none"> • CE, UKCA, FCC, ICES-003 Class A • EN61000-6-4, EN61000-6-2 @ DC-input 24V |
| EMI | <ul style="list-style-type: none"> • CISPR 32 Conducted & Radiated: Class A • EN/BS EN 55032 Conducted & Radiated: Class A • EN/BS EN IEC 61000-3-2 Harmonic current emissions: Class A • EN/BS EN61000-3-3 Voltage fluctuations & flicker • FCC 47 CFR Part 15B, ICES-003 Conducted & Radiated: Class A |

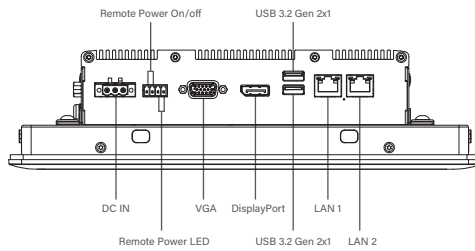
| | |
|------------|---|
| <p>EMS</p> | <ul style="list-style-type: none"> • EN/IEC 61000-4-2 ESD: Contact: 4 kV; Air: 8 kV • EN/IEC 61000-4-3 RS: 80 MHz to 1000 MHz: 10 V/m • EN/IEC 61000-4-4 EFT: AC Power: 2 kV; DC Power: 1 kV; Signal: 1 kV • EN/IEC 61000-4-5 Surges: AC Power: 2 kV; Signal: 1 kV • EN/IEC 61000-4-6 CS: 10V (**Compliant with the standard when utilizing shielded ethernet cable.) • EN/IEC 61000-4-8 PFMF: 50 Hz, 30A/m • EN/IEC 61000-4-11 Voltage Dips & Voltage Interruptions: 1 cycles at 60 Hz |
|------------|---|

CV-110H/P1301 External Layout

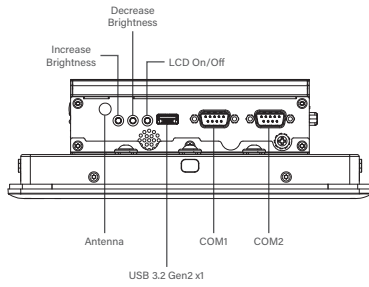
Front I/O



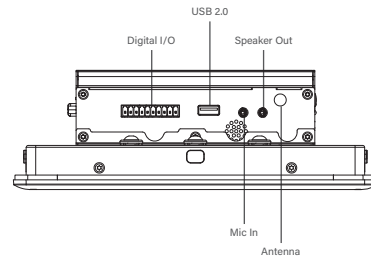
Rear I/O



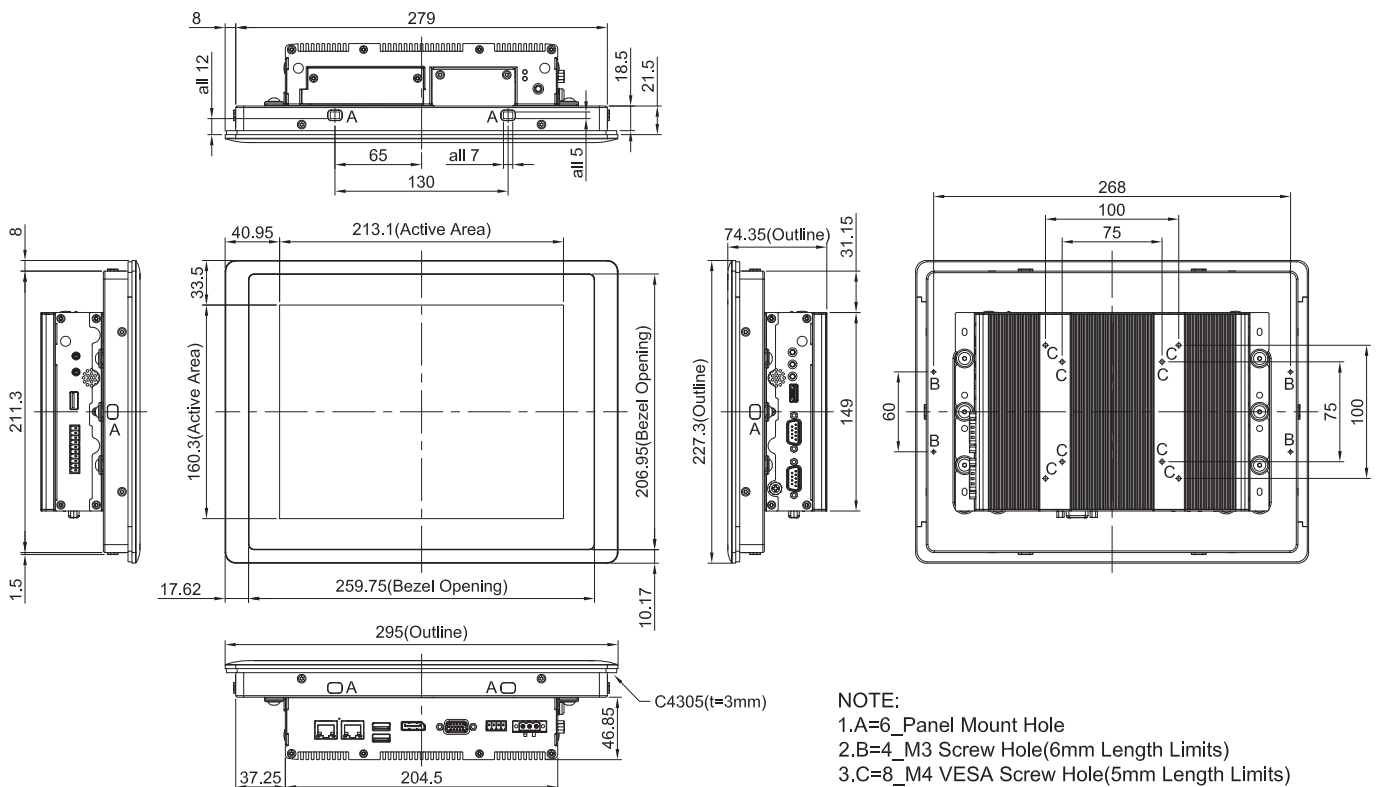
Left I/O



Right I/O



CV-110H/P1301 Dimensions



NOTE:
 1.A=6_Panel Mount Hole
 2.B=4_M3 Screw Hole(6mm Length Limits)
 3.C=8_M4 VESA Screw Hole(5mm Length Limits)

Unit: mm

Ordering Information

Available Models

| Model No. | Description |
|-------------------------------|--|
| CV-110HR-R10/P1301-N97-R10 | 10.4" TFT-LCD XGA 4:3 Panel PC with Intel® Processor N97 Quad Core Slim Embedded Computer and Resistive 5-wire Touch |
| CV-110HC-R11/P1301-N97-R10 | 10.4" TFT-LCD XGA 4:3 Panel PC with Intel® Processor N97 Quad Core Slim Embedded Computer and P-Cap. Touch |
| CV-110HR-R10/P1301-X7425E-R10 | 10.4" TFT-LCD XGA 4:3 Panel PC with Intel® Atom® x7425E Quad Core Slim Embedded Computer and Resistive 5-wire Touch |
| CV-110HC-R11/P1301-X7425E-R10 | 10.4" TFT-LCD XGA 4:3 Panel PC with Intel® Atom® x7425E Quad Core Slim Embedded Computer and P-Cap. Touch |

Model Configuration

| | CV-110HR | CV-110HC | P1301-N97 | P1301-X7425E |
|-----------------------|----------|----------|-----------|--------------|
| CV-110HR/P1301-N97 | V | -- | V | -- |
| CV-110HC/P1301-N97 | -- | V | V | -- |
| CV-110HR/P1301-X7425E | V | -- | -- | V |
| CV-110HC/P1301-X7425E | -- | V | -- | V |

V : Compatible

Package Checklist

| | |
|---|---|
| • CV-110H/P1301 Series Panel PC x 1 | • Power Terminal Block Connector x 1 |
| • Thermal Pad (for CPU Thermal Block) x 1 | • Remote Function Terminal Block Connector x 1 |
| • Screw Pack x 2 | • DIO Terminal Block Connector x 1 |
| • Panel Mounting Kit x 6 | • M.2 Key B Type 3052 to 3042 Adapter Bracket x 1 |

Optional Modules and Accessories

| Model No. | Description |
|---------------|--|
| CFM-IGN101 | CFM Module with Power Ignition Sensing Control Function, 12V/24V Selectable (43 x 36 mm) |
| CFM-PoE02 | CFM Module with PoE Control Function, Individual Port 25.5W |
| URM01 | Universal 19" Rack Mount Kit for Industrial Panel PC & Industrial Monitor |
| GST60A12-CIN1 | Adapter AC/DC 12V 5A 60W, GST60A12-CIN1, wide temp(-30°C ~ +70°C) |
| GST120A24-CIN | Adapter AC/DC 24V 5A 120W, GST120A24-CIN, wide temp (-30°C ~ +70°C), level VI |