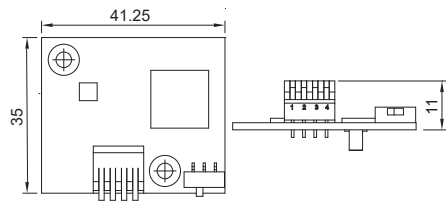


# CFM IGN Module

## CFM-IGN100

CFM Module with Power Ignition Sensing Control Function, 12V/24V Voltage Detection Selectable

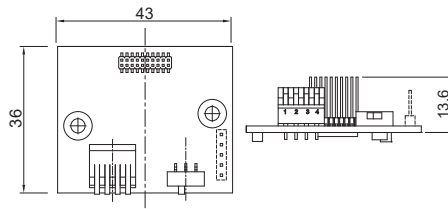

- CFM Interface
- Power Ignition Sensing Function, 12V/24V Voltage Detection Selectable
- Low Voltage Protection
- Power on/off Delay Time Setting by Dip Switch
- Dimension (WxDxH) : 41.2 x 35 x 11 mm



## CFM-IGN101

CFM Module with Power Ignition Sensing Control Function, 12V/24V Voltage Detection Selectable

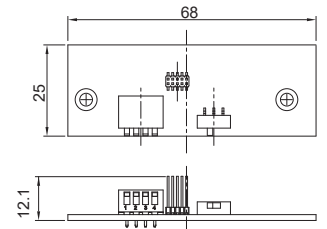

- CFM Interface
- Power Ignition Sensing Function, 12V/24V Voltage Detection Selectable
- Low Voltage Protection
- Power on/off Delay Time Setting by Dip Switch
- Dimension (WxDxH) : 43 x 36 x 13.6 mm



## CFM-IGN102

CFM Module with Power Ignition Sensing Control Function, 12V/24V Voltage Detection Selectable

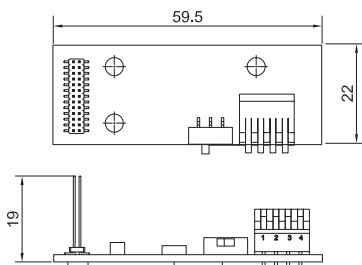
- CFM Interface
- Power Ignition Sensing Function, 12V/24V Voltage Detection Selectable
- Low Voltage Protection
- Power on/off Delay Time Setting by Dip Switch
- Dimension (WxDxH) : 68 x 25 x 12.1 mm



## CFM-IGN01

CFM Module with Power Ignition Sensing Control Function, 12V/24V Voltage Detection Selectable

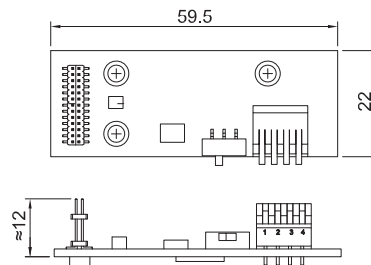
- CFM Interface
- Power Ignition Sensing Function, 12V/24V Voltage Detection Selectable\*
- Low Voltage Protection
- Power on/off Delay Time Setting by Dip Switch\*
- Dimension (WxDxH) : 22 x 59.5 x 19 mm



## CFM-IGN02

CFM Module with Power Ignition Sensing Control Function, 12V/24V Voltage Detection Selectable

- CFM Interface
- Power Ignition Sensing Function, 12V/24V Voltage Detection Selectable\*
- Low Voltage Protection
- Power on/off Delay Time Setting by Dip Switch\*
- Dimension (WxDxH) : 22 x 59.5 x 12mm



\* Functions can be adjusted by system dip switches.

\* Functions can be adjusted by system dip switches.

## Compatible List

Model No.	CFM-IGN100	CFM-IGN101	CFM-IGN102	CFM-IGN01	CFM-IGN02
DI-1000			V		
DI-1100			V		
DI-1200			V		
DS-1100 Series		V			
DS-1200 Series		V			
DS-1300 Series		V			
DS-1400 Series		V			
P1101		V			
P1201		V			
P1301	V	V			
P2002	V				
P2002E					
P2102		V			
P2102E		V			
P2202		V			
P2202E		V			
DX-1000				V	
DX-1100				V	
DX-1200				V	
DC-1200					V
GM-1000				V	

**V : Compatible**

## Ordering Information

Model No.	Description
CFM-IGN100	CFM Module with Power Ignition Sensing Control Function, 12V/24V Voltage Detection Selectable (41.2 x 35 x 11 mm)
CFM-IGN101	CFM Module with Power Ignition Sensing Control Function, 12V/24V Voltage Detection Selectable (43 x 36 x 13.6 mm)
CFM-IGN102	CFM Module with Power Ignition Sensing Control Function, 12V/24V Voltage Detection Selectable (68 x 25 x 12.1 mm)
CFM-IGN01	CFM Module with Power Ignition Sensing Control Function, 12V/24V Voltage Detection Selectable (22 x 59.5 x 19 mm)
CFM-IGN02	CFM Module with Power Ignition Sensing Control Function, 12V/24V Voltage Detection Selectable (22 x 59.5 x 12 mm)