



Cincoze CMI LAN Module



CMI-LAN104
CMI Module with 4x Intel GbE LAN, RJ45 Port

- CMI Interface
- Intel Ethernet Controller 82583V
- 4x GbE LAN, RJ45 Port
- Support 10/ 100/ 1000 Mbps Data Rate
- Support Wake On LAN, Teaming, 9.5KB Jumbo Frame
- Dimension (WxDxH) : 83 x 88.5 x 14.7 mm




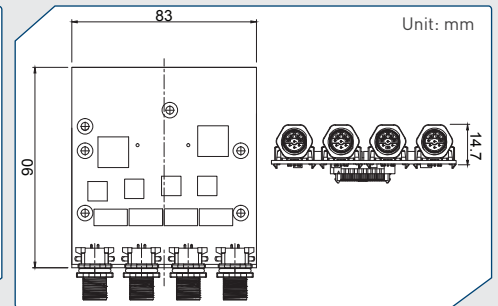
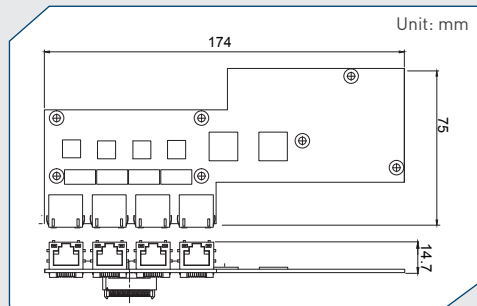
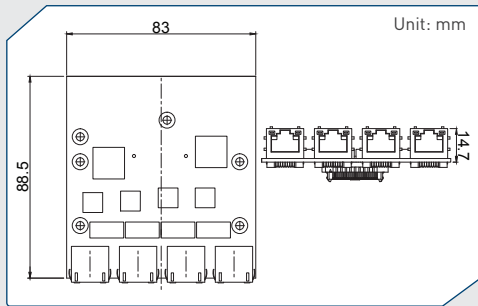
CMI-LAN204
CMI Module with 4x Intel GbE LAN, RJ45 Port

- CMI Interface
- Intel Ethernet Controller 82583V
- 4x GbE LAN, RJ45 Port
- Support 10/ 100/ 1000 Mbps Data Rate
- Support Wake On LAN, Teaming, 9.5KB Jumbo Frame
- Dimension (WxDxH) : 174 x 75 x 14.7 mm




CMI-M12LAN104
CMI Module with M12 Connector, 4x Intel GbE LAN

- CMI Interface
- Intel Ethernet Controller 82583V
- 4x GbE LAN, M12 Connector
- Support 10/ 100/ 1000 Mbps Data Rate
- Support Wake On LAN, Teaming, 9.5KB Jumbo Frame
- Dimension (WxDxH) : 83 x 90 x 14.7 mm



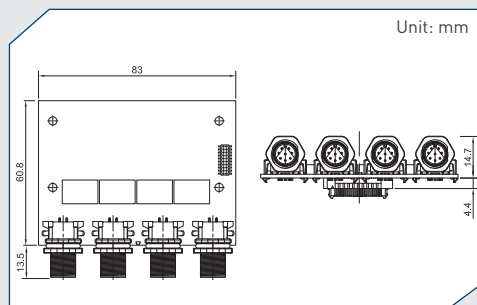
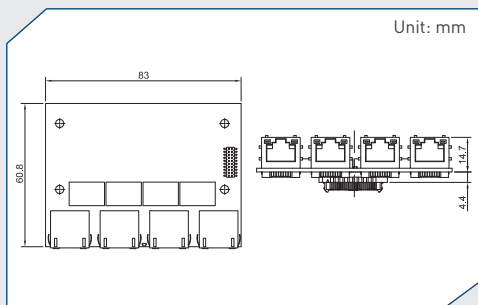
CMI-LAN01
CMI Module with 4x Intel GbE LAN, RJ45 Port

- CMI Interface
- Intel Ethernet Controller I210-AT
- 4x GbE LAN, RJ45 Port
- Support 10/ 100/ 1000 Mbps Data Rate
- Support Wake On LAN, Teaming, 9.5KB Jumbo Frame
- Dimension (WxDxH) : 83 x 60.8 x 14.7 mm



CMI-M12LAN01
CMI Module with 4x Intel GbE LAN, M12 A Coded Connector

- CMI Interface
- Intel Ethernet Controller I210-AT
- 4x GbE LAN, M12 A Coded Connector
- Support 10/ 100/ 1000 Mbps Data Rate
- Support Wake On LAN, Teaming, 9.5KB Jumbo Frame
- Dimension (WxDxH) : 83 x 60.8 x 14.7 mm



CMI LAN Module Compatible List

Model No.	CMI-LAN104	CMI-LAN204	CMI-M12LAN104	CMI-LAN01	CMI-M12LAN01
DE-1000		√			
DE-1001		√			
DE-1002		√			
DI-1000	√		√		
DS-1000	√				
DS-1001	√				
DS-1002	√				
DS-1100	√		√		
DS-1101	√		√		
DS-1102	√		√		
DX-1000				√	√

√ : Compatible

Ordering Information

Model No.	Product Description
CMI-LAN104	CMI Module with 4x Intel GbE LAN, RJ45 Port (83 x 88.5 x 14.7 mm)
CMI-LAN204	CMI Module with 4x Intel GbE LAN, RJ45 Port (174 x 75 x 14.7 mm)
CMI-M12LAN104	CMI Module with M12 Connector, 4x Intel GbE LAN (83 x 90 x 14.7 mm)
CMI-LAN01	CMI Module with 4x Intel GbE LAN, RJ45 Port (83 x 60.8 x 14.7 mm)
CMI-M12LAN01	CMI Module with M12 Connector, 4x Intel GbE LAN (83 x 60.8 x 14.7 mm)